



VERTICAL BALERS

For Dependable, Cost-Saving Waste Management

Totally



Listed!



LIVING OUR
CORE VALUES
THROUGH
QUALITY,
SERVICE,
SAFETY AND
INTEGRITY.



QUALITY • INNOVATION • INTEGRITY

STRENGTH • SAFETY • PERFORMANCE

MODEL 3400 HD
HIGH DENSITY BALER



- CONCEALED PROXIMITY** safety switch prevents automatic operation unless the gate is fully closed and reduces operator influence.
- HEAVY DUTY CYLINDER** with specially designed seals for quiet performance and long life.
- HIGH-EFFICIENCY TEFC MOTOR** combined with a shockless valve and a high pressure gear pump for quiet, efficient operation.
- ENCLOSED ROLLER CHAINS AND SPROCKETS** with oiltight bearings provide positive tracking for easier gate operation.
- RAM GUIDES** prevent platen from cocking when the chamber is unevenly loaded.
- RECESSED ELECTRICAL CONTROLS** with protected pushbuttons.
- SAFETY SWITCH** prevents automatic baler operation unless the door is fully closed and locked.
- HEAVY-DUTY LARGE WHEEL LOCK** for operator safety and gradual release of door pressure.
- EXTERNAL RESET PUSH-BUTTON** for motor starter overload eliminates personnel from having to open the control box.
- FRONT AND REAR RETAINER DOG SYSTEM.**
- SPLINED CONNECTIONS** on shafts and couplings for longer life, more durability and easier maintenance.
- BALE EJECTION SYSTEM** with automatic ejector release.
- WEAR PADS** eliminating all metal-on-metal contact areas.
- OPTIONAL "GATE-SECURE" LOCKING SYSTEM FOR TOTAL FEED GATE SAFETY MANAGEMENT!**

THE EMPHASIS IS ON SAFETY

THE SAFETY OF THE USER IS OF PRIMARY IMPORTANCE IN THE DESIGN OF ALL PTR HYDRAULIC BALERS.

A HEAVY DUTY MAGNETIC FIELD PROXIMITY SWITCH at a high, partially concealed location reduces the risk of misuse or open-gate operation. The switch senses that the counter-weight inside the gate support is raised when the gate is lowered, and allows automatic operation.

SIDE WHEEL LOCK releases the pressure slowly before the door is opened for the safety of the operator.

MANUAL SAFETY GATE must be closed before the baler can be operated. If the gate is raised during operation, the platen will stop.

PROTECTED PUSHBUTTONS reduce the possibility of mis-operation.

SAFETY SIGNS advise the operator on proper use and caution against unsafe practices.

THE PLATEN has been engineered to eliminate all stress on the connection pin between the cylinder and the platen, reducing the possibility of failure and injury.

HEAVY DUTY CONSTRUCTION, certified welding, plant testing, and rigid Quality Control inspection provide unsurpassed **QUALITY, STRENGTH,** and **DURABILITY.**

HYDRAULIC BALERS... ENGINEERED FOR SUPPLY

THE BEST BALER IN THE BUSINESS

PTR is a recognized source of high quality products manufactured for safety and long life. From our first 60" downstroke, high-density baler capable of producing bales of over 1,000 lbs. to our current line of Hydraulic Balers, PTR represents years of developmental design, testing, and quality control.

When you order a PTR Baler for any type of recycling requirement, the benefits of our experience will be immediately apparent. Many advanced design features combine to make operation easy without sacrificing safety. Our balers can handle your toughest requirements with routine efficiency at a low maintenance cost for many, many years.




Model 7200 HD

STANDARD FEATURES (TOTAL U.L. & ETL APPROVAL)

- Key-Operated ON/OFF Switch
- Soft Shift Shockless Hydraulic System
- Safety Interlocks on Baler Door & Safety Gate
- Motor Overload Protection
- Factory Wired for Easy Installation
- Factory Testing and Engineering Inspection
- Extended Warranty on Major Components
- Comprehensive Maintenance and Safety Manual
- Installation Hardware and Accessories
- 24 hour 1-800 Customer Service Hotline
- Safety/Training DVD Supplied with Each Baler
 - in French, Spanish, and Arabic
- Starter Bundle of Baling Wire & Poker Bar

OPTIONAL EXTRAS:

- Automatic Bale Sizer with Full Bale Light
- Outdoor Protective Finish
- Outdoor Rain Shields for Power & Electrical Controls
- Oil Heater for Outdoor Service
- Leaf Type Ejection Chain with Double Chain Pins
- Wall Brackets for Bale Tie Storage
- 550 VOLT Motor
- Side-Mounted Power Pack
- Automatic Ejection System
- Wire Tie Guides
- Multi-Language DVD's & Manuals



Model 2300 HD



Model 3600 HDLP



ERIOR DURABILITY AND MAXIMUM SAFETY.

RUGGED CONSTRUCTION

High quality welding is an important contributor to extended baler life. PTR has worked closely with the nation's leading welding experts to develop balers with the highest quality and strength in the welds. Baler frames and components are positioned to ensure maximum penetration. Certified welders follow a special process to weld the critical inner core of the platen.

Every baler is thoroughly factory tested to ensure that the safety devices, cylinder, door lock, gate, power pack, and frame meet PTR's high quality standard.

At PTR, we take every step necessary to ensure delivery of the finest balers possible. After testing, each unit is inspected by a member of our Quality Control Department to verify performance and appearance.

DESIGN FEATURES

The platen is the most critical area of design and construction in a high-density baler. PTR's Balers feature heavy duty platens of structural steel design, engineered to eliminate all stress on the connection pin between the cylinder and the platen during compression. This minimizes the possibility of pin failure and an operator injury.

In our high-density models, stress is reduced by replaceable wear pads and the close-tolerance fit of the platen inside the baler chamber. This protects the structure, platen, and cylinder from the effects of stress and allows longer, low-maintenance performance.

Energy savings are realized by the unique combination of our hydraulic system, high-torque motor, and other design factors which use half the power of other high-density balers. This increase in efficiency will result in significant savings year after year.

The cylinder is a key component in good baler performance. The engineered combination of seals, piston, and gland provide superior bearing quality in our cylinders. They are designed to compensate for side loads and are furnished with a thick steel cap to eliminate flexing under pressure. These features combine to provide many years of quiet, efficient performance.





The safety gate operates with a minimum of operator effort, due to the enclosed roller chain mounted on sprockets with oilite bearings. Our concealed safety switch prevents operation in the automatic mode unless the gate is fully closed.

A pressure gauge is mounted prominently on the baler, allowing the operator to check periodically to ensure proper operating pressure. The pressure can be adjusted, if necessary.

A dual set of retainer dogs prevents corrugated material from bouncing back up into the loading chamber. Retractable dogs at the upper level of the door are standard on our rugged Model 5000 HD and 7200 HD. The side wheel lock gradually releases the pressure for the operator's safety, preventing the door from opening suddenly. The protected position of the electrical controls minimizes the risk of damage.

A metal plate, detailing the operator instructions on the proper use of the baler and the wiring and ejection of the bale, is fastened onto every control box with tamper-proof screws. In accordance with ANSI standards, the control box is labeled with the proper warnings and a keyed on/off switch is utilized.



A MODEL FOR EVERY BALING REQUIREMENT:

PTR offers several baler models to meet any recycling or waste application. Each baler is manufactured for superior strength, safety, reliable performance, and durability.

MODELS 316 HD, 324 HD, 360 HD & 420 HD: The Model 324 HD (24") & 360 HD (36") are designed for use in areas with very tight space requirements. Our newest model, the 420 HD (42"), provides a heavier bale while fitting within a limited space.


MODELS 1800 HD & 3600 HDLP: These low profile balers are ideal for applications with limited space or low clearance. The 3600 HDLP can fit under an 8' ceiling.

MODEL 2300 HD: A standard/high density baler constructed with heavy-duty structural steel and jig-fixtured components. The 2300 HD can produce bales up to 1,100 lbs. (OCC)

MODEL 3400 HD: PTR's most popular high density baler, producing 1,000 to 1,300 lb. bales of corrugated material. It is ideal for supermarkets, chain stores, department stores, drug stores, and other commercial applications. The Model 3400 HD will produce dense, heavy bales which will reduce the cost of storage space, handling, and transportation while maximizing recycling revenue.

MODEL 5000 HD: This extremely rugged, high density baler is constructed of heavy-duty structural steel components combined with a large industrial strength motor for superior performance in heavy-duty industrial or recycling applications. Ideal for plastic, paper, & non-ferrous metal.

MODEL 7200 HD: PTR's largest & most powerful baler, providing bale weights of up to 1,800 lbs. The 7200 HD is ideal for warehouses, distribution centers, and recycling operations.



OUR COMPLETE CUSTOMER SERVICE BEGINS THE MOMENT WE RECEIVE YOUR ORDER



24 HR / 365 DAYS A YEAR EMERGENCY SERVICE

Our fully stocked service trucks are manned with factory-trained technicians, who are well equipped to respond to your service needs either internally or in coordination with our Designated Service Centers throughout the U.S.A. These Centers work closely with our Service Managers to see that your needs are met 24 hours a day, 365 days a year!

RELIABILITY • EXPERIENCE • SERVICE

PTR Baler & Compactor has earned a reputation for reliable products. We are committed to providing our customers with the best balers in our industry at a competitive price. Our engineers, service technicians, production and sales personnel combine their experience and efforts towards greater safety, performance, and services.

Our experienced staff continues to introduce new concepts to our markets, provide customer assistance, improve production and minimize costs.

PRODUCT SERVICE PROGRAMS

PTR Baler & Compactor Service Department offers preventative maintenance and safety check programs as well as other service needs after the installation. Our custom tailored Programs offer:

- ✓ Check Structural Integrity
- ✓ Check Hydraulic Systems
- ✓ ANSI Inspection Safety Checklist
- ✓ Oil Change / Top Off Oils
- ✓ Safety Decals
- ✓ Adjustments & Welding
- ✓ 50 Point Maintenance Checklist



	Model	316 HD	324 HD	360 HD	420 HD	460 HD	1800 HD
Dimensions	A	93" (236cm)	94" (239cm)	95" (241cm)	95" (241cm)	95" (243cm)	138" (351cm)
	B	38" (97cm)	44" (112cm)	50" (127cm)	58" (147cm)	56" (143cm)	67" (170cm)
	C	21" (53cm)	32" (81cm)	34" (86cm)	34" (86cm)	29" (75cm)	43" (109cm)
	D	61" (155cm)	61" (155cm)	63" (160cm)	64" (163cm)	64" (163cm)	88" (224cm)
	E	81" (206cm)	81" (206cm)	80" (203cm)	86" (218cm)	79" (202cm)	115" (292cm)
	F	35" (89cm)	39" (99cm)	45" (114cm)	53" (135cm)	56" (143cm)	61" (155cm)
	G	17" (43cm)	20" (51cm)	22" (56cm)	26" (66cm)	17" (43cm)	30" (76cm)
	H	28" (71cm)	27" (69cm)	32" (81cm)	32" (81cm)	33" (84cm)	43" (109cm)
	I	27" (69cm)	24" (61cm)	19" (48cm)	19" (48cm)	18" (48cm)	25" (64cm)
Clearances	J	53" (135cm)	60" (152cm)	66" (168cm)	74" (188cm)	53" (135cm)	92" (234cm)
	K	29" (74cm)	41" (104cm)	42" (107cm)	48" (122cm)	29" (74cm)	59" (150cm)
	L	6" (15cm)	5" (13cm)	5" (13cm)	5" (13cm)	6" (15cm)	5" (13cm)
	M	18" (46cm)	18" (46cm)	18" (46cm)	18" (46cm)	18" (46cm)	18" (46cm)
	N	18" (46cm)	18" (46cm)	18" (46cm)	18" (46cm)	18" (46cm)	18" (46cm)
Bale Size	Width	30" (76cm)	20" (51cm)	36" (91cm)	42" (107cm)	46" (117cm)	48" (122cm)
	Depth	16" (41cm)	24" (61cm)	24" (61cm)	22" (56cm)	24" (61cm)	30" (76cm)
	Height	24" (61cm)	30" (76cm)	30" (76cm)	30" (76cm)	30" (76cm)	36" (91cm)
	Bale Weight	50 to 150lbs (23 to 68kg)	70 to 325lbs (32 to 147kg)	70 to 400lbs (32 to 180kg)	200 to 400lbs (91 to 181kg)	350 to 500lbs (160 to 225kg)	400 to 600lbs (181 to 272kg)
	Cylinder (bore)	4"x32" (10x81cm)	4"x32" (10x81cm)	4"x32" (10x81cm)	4"x32" (10x81cm)	4"x32" (10x81cm)	3"x32" (10x81cm)
	Pump (gpm)	3.2	3.2	3.2	3.2	3.2	10.5
	Hinge	LH	LH	LH	LH	LH	LH
	Motor HP	3	3	3	3	3	10
	System Press (psi)	1600	1600	1600	1600	2,450	1700
	Normal Platen Press	20,100lbs (9,115kg)	20,100lbs (9,115kg)	20,100lbs (9,115kg)	20,100lbs (9,115kg)	30,780lbs (9,115kg)	48,000lbs (21,800kg)
	Max Platen Press	37,700lbs (17,100kg)	37,700lbs (17,100kg)	37,700lbs (17,100kg)	37,700lbs (17,100kg)	34,500lbs (17,100kg)	84,800lbs (38,500kg)
	Shipping Weight	1,325lbs (600kg)	1,325lbs (600kg)	1,350lbs (600kg)	1,440lbs (650kg)	1,950lbs (885kg)	4,628lbs (2,100kg)
	Cycle Time (sec)	38	38	38	38	38	50
	Control Volt (v)	120	120	120	120	120	120
	Bale Ties	2 (14 ga., 9')	2 (14 ga., 9')	2 (14 ga., 9')	4 (14 ga., 9')	3 (14 ga., 9')	4 (14 ga., 14')
	Electrical	tri-voltage 208/230/ 460 volt, 3ph, NEMA 4	tri-voltage 208/230/ 460 volt, 3ph, NEMA 4	tri-voltage 208/230/ 460 volt, 3ph, NEMA 4	tri-voltage 208/230/ 460 volt, 3ph, NEMA 4	tri-voltage 208/230/ 460 volt, 3ph, NEMA 4	tri-voltage 208/230/ 460 volt, 3ph, NEMA 4
	Finish	Semi Gloss Green	Semi Gloss Green	Semi Gloss Green	Semi Gloss Green	Semi Gloss Green	Semi Gloss Green

	Model	2300 HD	3400 HD Ind. Heavy-Duty	3600 HDLP Low Profile	5000 HD Ind. Heavy-Duty High Density	7230	7200 HD Ind. Heavy-Duty High Density
Dimensions	A	150" (381cm)	150" (381cm)	95" (241cm)	150" (381cm)	150" (381cm)	150" (381cm)
	B	75" (191cm)	77" (198cm)	81" (206cm)	77" (196cm)	87" (221cm)	87" (221cm)
	C	45" (114cm)	46" (117cm)	53" (135cm)	47" (119cm)	38" (97cm)	58" (147cm)
	D	104" (264cm)	103" (262cm)	74" (188cm)	103" (262cm)	102" (259cm)	103" (262cm)
	E	129" (328cm)	128" (325cm)	95" (241cm)	131" (333cm)	128" (325cm)	131" (333cm)
	F	68" (173cm)	70" (178cm)	71" (180cm)	71" (180cm)	80" (203cm)	81" (206cm)
	G	41" (104cm)	41" (104cm)	41" (104cm)	41" (104cm)	42" (107cm)	41" (104cm)
	H	56" (142cm)	54" (137cm)	33" (84cm)	53" (135cm)	54" (137cm)	53" (135cm)
	I	27" (69cm)	27" (69cm)	19" (48cm)	26" (66cm)	26" (66cm)	26" (66cm)
Clearances	J	101" (257cm)	105" (267cm)	109" (277cm)	109" (277cm)	128" (325cm)	128" (325cm)
	K	69" (175cm)	69" (175cm)	70" (178cm)	69" (175cm)	78" (198cm)	78" (198cm)
	L	7" (18cm)	7" (18cm)	7" (18cm)	7" (18cm)	7" (18cm)	7" (18cm)
	M	18" (46cm)	18" (46cm)	18" (46cm)	18" (46cm)	18" (46cm)	18" (46cm)
	N	18" (46cm)	18" (46cm)	18" (46cm)	18" (46cm)	18" (46cm)	18" (46cm)
Bale Size	Width	60" (152cm)	60" (152cm)	60" (152cm)	60" (152cm)	72" (183cm)	72" (183cm)
	Depth	30" (76cm)	30" (76cm)	36" (91cm)	30" (76cm)	30" (76cm)	42" (107cm)
	Height	48" (122cm)	48" (122cm)	30" (76cm)	48" (122cm)	48" (122cm)	48" (122cm)
	Bale Weight	850 to 1000lbs (386 to 454kg)	1000 to 1300lbs (450 to 590kg)	600 to 800lbs (272 to 363kg)	1100 to 2000lbs (499 to 907kg)	1100 to 1500lbs (499 to 680kg)	1500 to 1800lbs (680 to 816kg)
	Cylinder (bore)	6"x48" (15x122cm)	6"x48" (15x122cm)	6"x27" (15x69cm)	7"x48" (18x122cm)	6"x48" (155x122cm)	7"x48" (18x122cm)
	Pump (gpm)	10.5	10.5	10.5	15	10	15
	Hinge	LH/RH	LH/RH	LH	LH	LH	LH
	Motor HP	10	10 H.T.	10 H.T.	20 H.D.	10 H.T.	20 H.D.
	System Press (psi)	2000	2400	2400	2400	2400	2500
	Normal Platen Press	56,500lbs (25,600kg)	67,800lbs (30,800kg)	67,800lbs (30,800kg)	92,316lbs (41,873kg)	67,800lbs (30,800kg)	96,200lbs (43,600kg)
	Max Platen Press	84,800lbs (38,500kg)	84,800lbs (38,500kg)	84,800lbs (38,500kg)	115,400lbs (50,300kg)	84,800lbs (38,500kg)	115,400lbs (50,300kg)
	Shipping Weight	4,510lbs (2,000kg)	5,400lbs (2,450kg)	5,170lbs (2,350kg)	6,430lbs (2,900kg)	7,890lbs (3,580 kg)	8,280lbs (3,760kg)
	Cycle Time (sec)	50	50	32	53	53	53
	Control Volt (v)	120	120	120	120	120	120
	Bale Ties	5 (14 ga., 14')	5 (14 ga., 14')	5 (14 ga., 14')	5 (12 ga., 16')	5 (14 ga., 14')	5 (12 ga., 16')
	Electrical	tri-voltage 208/230/ 460 volt, 3ph, NEMA 4	tri-voltage 208/230/ 460 volt, 3ph, NEMA 4	tri-voltage 208/230/ 460 volt, 3ph, NEMA 4	tri-voltage 208/230/ 460 volt, 3ph, NEMA 4	tri-voltage 208/230/ 460 volt, 3ph, NEMA 4	tri-voltage 208/230/ 460 volt, 3ph, NEMA 4
	Finish	Semi Gloss Green	Semi Gloss Green	Semi Gloss Green	Semi Gloss Green	Semi Gloss Green	Semi Gloss Green

Distributed by:



PTR's Vertical Balers meet or surpass all current ANSI Z245.5, OSHA, WEMI & U.L. Safety Standards. PTR Baler & Compactor reserves the right under its Product Improvement Program to modify construction and/or design details without reference to illustrations and/or specifications shown herein.



PTR Baler & Compactor Company • 2207 E Ontario St. • Philadelphia, PA 19134
215-533-5100 • (FAX) 215-533-8907 • 800-523-3654 • www.PTRCO.com