

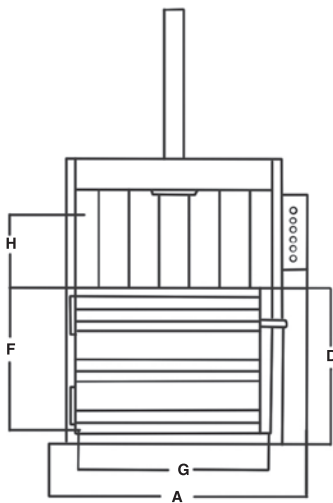
ACE EQUIPMENT COMPANY



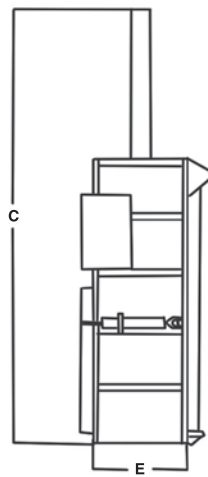
BUILT TUFF

ACE
EQUIPMENT COMPANY
Trash Compactors & Balers
ANTIGO, WI 715-627-2400
aceequipmentcompany.com

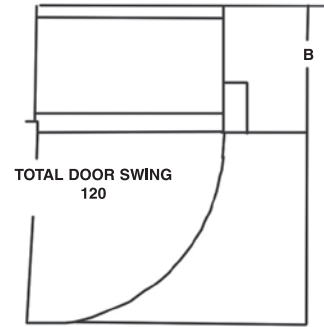
6030HD VERTICAL BALER



FRONT VIEW



SIDE VIEW



TOP VIEW

DIMENSIONAL DATA

A	OVERALL WIDTH	80"
B	OVERALL DEPTH	40"
C	OVERALL HEIGHT	139"
D	FEED HEIGHT	50"
E	BALE CHAMBER DEPTH	30"
F	BALE CHAMBER HEIGHT	44"
G	LOAD OPENING WIDTH	60"
H	LOAD OPENING HEIGHT	24"
I	BALE DOOR CLEARANCE	61"

BALE SIZE DATA

BALE WIDTH	60"
BALE DEPTH	30"
BALE HEIGHT	42"
BALE TIES (HIGH TENSILE WIRE) 6-14 GA.*	14'
BALE WEIGHT (OCC)	850 to 1,100 LBS.

6030HD VERTICAL BALER

SPECIFICATIONS

- ❑ 6" Dia. x 48" Cylinder with 4" rod
- ❑ 67,824 lbs. baling force
- ❑ 10 HP Motor
- ❑ 10 GPM - 1 Stage Pump
- ❑ 3 Phase 230/460 Volt
- ❑ Bale Size: 60"L x 30"W x 48"H
- ❑ Baler Weight 4,850 lbs



INCLUDED EQUIPMENT & FEATURES

- ❑ Auto/cycle hold position controls
- ❑ AUTOMATIC load door opener
- ❑ NYLATRON wear pads, no metal on metal contact
- ❑ Easy tie channel system for fast, easy tying off bales
- ❑ SYSTEM INDICATOR LIGHT to assure ease of operation
- ❑ SOFT SHIFT design for added life of hydraulic components
- ❑ TIMED BALING sequence for dense consistent bales NO PRESSURE SWITCHES
- ❑ Key operated controls for authorized use only
- ❑ FEED GATE MECHANICAL LOCK to lower door for safe baling operation
- ❑ COMPUTER OPERATED, with indicator lights IE: indicate door open
- ❑ DWELL time against cardboard for dense consistent bales
- ❑ Front and rear retainer teeth to prevent build up
- ❑ Proximity (safety) sensors on both doors to assure safe operation, bottom door shut and feed gate locked before auto cycle can be initiated.

OPTIONS

- ❑ Take a look at our 72" Vertical Baler
- ❑ 208 & 575 Volt three phase
- ❑ Single Phase

ACE Equipment Company
 1404 Smith Ave.
 Antigo, WI 54409
 Phone: 715-627-2400
 Fax: 715-627-2402

Website: www.aceequipmentcompany.com
 email: aceequipmentcompany@msn.com

